



International Journal of Environment and Geoinformatics (IJECEO) is an international, multidisciplinary, peer reviewed, open access journal.

Identification of H₂/CO₂ Separation Performance of Inorganic Porous Adsorbents via Molecular Simulations

Melih DOĞANCI and Sadiye VELİOĞLU

Chief in Editor

Prof. Dr. Cem Gazioglu

Co-Editors Prof. Dr. Dursun Zafer Şeker, Prof. Dr. Şinasi Kaya,
Prof. Dr. Ayşegül Tanık and Assist. Prof. Dr. Volkan Demir

Editorial Committee (September 2022)

Assoc. Prof. Dr. Abdullah Aksu (TR), Assoc. Prof. Dr. Uğur Algancı (TR),
Prof. Dr. Levent Bat (TR), Prof. Dr. Paul Bates (UK), İrşad Bayırhan (TR), Prof. Dr. Bülent Bayram (TR), Prof. Dr. Luis M. Botana (ES), Prof. Dr. Nuray Çağlar (TR), Prof. Dr. Sukanta Dash (IN), Dr. Soofia T. Elias (UK), Prof. Dr. A. Evren Erginal (TR), Assoc. Prof. Dr. Cüneyt Erenoğlu (TR), Dr. Dieter Fritsch (DE), Prof. Dr. Manik Kalubarme (IN), Dr. Hakan Kaya (TR), Assist. Prof. Dr. Serkan Kükreç (TR), Assoc. Prof. Dr. Maged Marghany (MY), Prof. Dr. Micheal Meadows (ZA), Prof. Dr. Masafumi Nakagawa (JP), Prof. Dr. Burcu Özsoy, Prof. Dr. Hasan Özdemir (TR), Prof. Dr. Chyssi Potsiou (GR), Prof. Dr. Erol Sarı (TR), Prof. Dr. Maria Paradiso (IT), Prof. Dr. Petros Patias (GR), Prof. Dr. Barış Salihoglu (TR), Assist. Prof. Dr. Başak Savun-Hekimoğlu (TR), Prof. Dr. Elif Sertel, (TR), Prof. Dr. Füsün Balık Şanlı (TR), Dr. Duygu Ülker (TR), Prof. Dr. Seyfettin Taş (TR), Assoc. Prof. Dr. Ömer Suat Taşkın (TR), Assist. Prof. Dr. Tuba Ünsal (TR), Assist. Prof. Dr. Sibel Zeki (TR)

Abstracting and Indexing: TR DIZIN, DOAJ, Index Copernicus, OAJI, Scientific Indexing Services, International Scientific Indexing, Journal Factor, Google Scholar, Ulrich's Periodicals Directory, WorldCat, DRJI, ResearchBib, SOBIAD

Identification of H₂/CO₂ Separation Performance of Inorganic Porous Adsorbents via Molecular Simulations

Melih Doğançı , Sadiye Velioglu* 

Gebze Technical University, Institute of Nanotechnology, Gebze, 41400, Kocaeli, TURKEY

* Corresponding author: Sadiye Velioglu
E-mail: sadiyevelioglu@gtu.edu.tr

Received 21.01.2022
Accepted 25.01.2022

How to cite: Doğançı and Velioglu (2022). Identification of H₂/CO₂ Separation Performance of Inorganic Porous Adsorbents via Molecular Simulations. *International Journal of Environment and Geoinformatics (IJECEO)*, 9(3): 091-096. doi. 10.30897/ijegeo.1061181

Abstract

The H₂/CO₂ gas separation is extremely emerging both for the production of H₂ which is useful as an energy source/fuel due to high energy content per unit of weight and capturing the CO₂ emissions that cause global warming and climate change. The adsorption method has come to the fore because it requires less energy for the separation process than other technologies and has a reduced environmental impact. In order to determine the promising adsorbent, it is really time-consuming and cost-intensive to carry out experimental studies for each adsorbent material. Since the capability and efficiency of molecular simulation methods are too high, recently they are emerged to reveal the adsorption performance of existing adsorbent materials. In this review study, we aimed to identify the performance of inorganic porous adsorbents that were defined by molecular simulation approaches. For this scope, we considered three metrics for adsorbents such as CO₂ adsorption capacity, CO₂/H₂ adsorption selectivity, and isotherm obtained depending on pressure. Accordingly, it was proposed from the literature survey that HP adsorbent for pure CO₂ adsorption, PAF-1 for CO₂/H₂ adsorption selectivity and diamondyne for CO₂/H₂ adsorption selectivity at high pressures attracted attention. As a result, we aimed to guide the experiments in choosing the adsorbent material from the data collected and proposed from simulation studies.

Keywords: Inorganic nanomaterials, H₂ purification, CO₂ capture, molecular simulations.

Introduction

Hydrogen (H₂) has a high energetic efficiency and zero carbon emission and is produced from a wide range of resources. Therefore, it received considerable attention and caused rapid intensification of scientific and industrial studies. However, in order to be used as an efficient energy carrier, H₂ must be purified and produced without CO₂ emissions. Because CO₂ emission is also one of the biggest sources for global warming and climate change, which are the main environmental problems experienced (Ülker et al., 2018-2021). Therefore, it is very important to use CO₂ capture technology, which can efficiently reduce CO₂ emissions and separate CO₂ from other gases. In addition, it is crucial to separate H₂ from CO₂ used in processes such as oil refining, methanol, and ammonia productions (Zito et al., 2018). H₂ can mainly be produced via syngas, but this process cannot meet the long-term demand. Another method is the coal gasification which uses the HyPr-RING method. This method attracts more attention due to the abundance of coal resources (Lin et al., 2002; Lin et al., 2004). Similarly, CO₂ again produces from these processes and needs to be separated. Additionally, reducing CO₂ emissions from sources such as coal-fired power plants, which are very common, will play an important role in slowing global warming and climate change. For H₂ purification and CO₂ capture, common separation processes such as amine-based chemical

absorptions and cryogenic distillation have been used considerably. However, since these methods require high energy and cost and are limited to some specific applications, alternative separation technologies have been sought. Adsorption technology, which is an alternative method for the separation process, has been promising for CO₂ capture and H₂ sequestration. Additionally, it is widely used for the separation of aromatic isomers and volatile organic chemicals from the air.

Leading gas adsorption processes in industry are Pressure Swing Adsorption (PSA), Vacuum Swing Adsorption (VSA), and Temperature Swing Adsorption (TSA) (Mason et al., 2011; Ben-Mansour et al., 2018; Kamotoki et al., 2014). Gas separation is governed by the adsorption and desorption amounts measured using different parameters pressures or temperatures. The relationship between the amount of substance adsorbed by the adsorbent at constant temperature and the equilibrium pressure or concentration is known as the adsorption isotherm. Adsorption isotherms can be defined for any interface: solid-liquid, liquid-gas, or solid-gas. Particularly at the solid-gas interface, isotherms can be classified into six types. The most common adsorption isotherm type is that the amount of adsorbed gas approaches a limiting value due to the saturation of an external surface area of adsorbents. This type of adsorption isotherm is usually modeled by

the Langmuir, Freundlich, Temkin and Dubinin-Radushkevich models (Okumuş and Doğan, 2019).

Porous adsorbents with a high surface area, adjustable pore sizes, and mechanical strength, thermal and chemical stability are expected to offer high gas separation performance for the application of interest. With the development of reticular chemistry, novel porous nanomaterials have been developed to be used as adsorbents. Chief among these are metallic organic frameworks (MOFs), covalent organic frameworks (COFs), and zeolitic imidazolate frameworks (ZIFs) (Janiak and Vieth, 2010). Besides these materials, carbon-based porous materials such as activated carbons (ACs), carbon nanotubes (CNTs), graphene (GR), and graphene oxides (GOs) are proposed as promising adsorbents for gas separation (Saridari et al., 2005; Pellarano et al., 2009; Bhatia et al., 2004; Amadou, and Arouna 2022).

There is a strict requirement for compilation of all existing experimental gas adsorption measurements of these novel adsorbents in order to understand the adsorption mechanism and propose the best one to the industry for specific application. Moreover, it is necessary to carry out adsorption measurements for the rest of novel adsorbents. However, it is not time- and cost-effective approach. In this context, molecular simulation approaches are emerged increasingly to

define the promising adsorbent materials for specific industrial separation applications. In this way, complex materials can be easily modeled, and their separation performance can be compared from those of other adsorbents. Recently, it was proved that simulated adsorption performances of many adsorbent materials were very close to experimental results. There are two highly preferred molecular simulation methods such as Monte Carlo (MC) and Molecular Dynamics (MD) approaches (Frenkel et al., 2002; Yiannourakou et al. 2013).

In this review study, we aim to compile the adsorption-based CO₂/H₂ separation performances of porous materials computed using molecular simulations in the literature. Accordingly, we target to reveal the promising materials considering the CO₂/H₂ adsorption selectivity and CO₂ adsorption performances of porous nanomaterials tested under the similar conditions. On top of that, the literature mainly focuses on CO₂ capture by altering the adsorption conditions, especially increasing the pressure. Therefore, gas adsorption isotherms of inorganic porous adsorbents are also reviewed and compared with each other. Collectively, by syncretizing the data proposed from computational studies, this review study will provide a perspective regarding the situation of inorganic porous materials in the adsorption-based CO₂/H₂ separation.

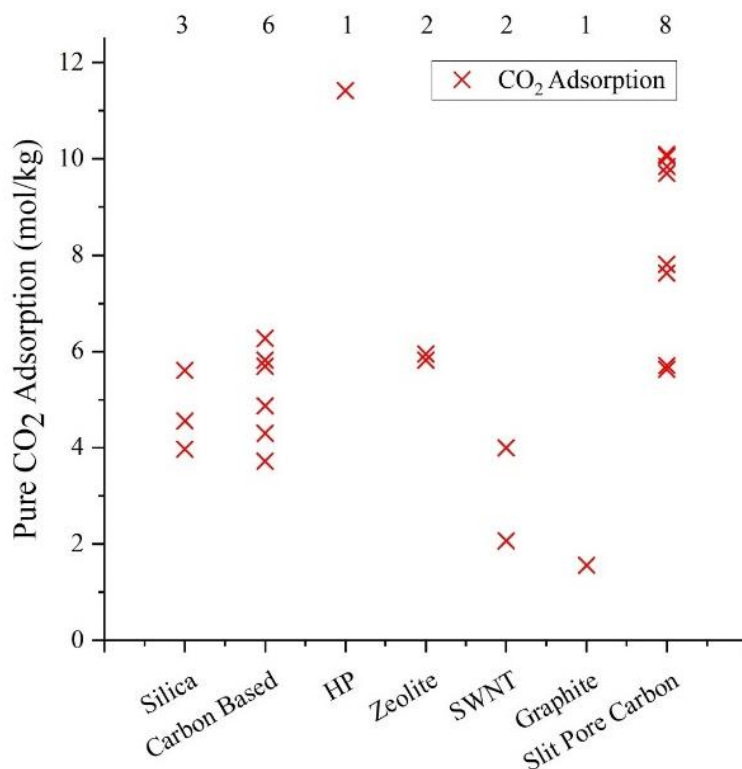


Fig. 1. Pure CO₂ adsorption amounts of different materials adsorbent

Pure CO₂ adsorption capacities of inorganic porous adsorbents

Due to the simplicity, it is preferred to carry out single gas adsorption simulations using MC approaches. More than 20 different studies, pure CO₂ adsorption

capacities of seven different adsorbents calculated under almost same temperature and pressure are compiled and given in Figure 1. The numbers at the top of the graph represent the total number of inorganic porous adsorbent examined. For instance, there are 8 pure CO₂ adsorption data of slit pore carbon. As a

result of the material classification, carbon-based adsorbents were highly investigated in the literature. This is due to their ease of synthesis, availability, selectivity, and unprecedented stability to the temperature and humidity. However, the best pure CO₂ adsorption performance belongs to the Hex-star phosphorene (HP) studied by Lei et al. (2021), with CO₂ adsorption capacity of 11.42 mol/kg. HP was modeled as a hexagonal lattice by Lei et al. (2021) and proposed as an effective adsorbent for CO₂ adsorption due to its large surface area and the strong interaction with CO₂.

The closest performing adsorbent to HP is the slit pore carbon adsorbent studied by Kumar et al. (2015). Kumar et al. (2015) modeled an adsorbent by adding three graphite sheets on both sides of the carbon pores and investigated the nitrogen doping effect of adsorbent. They tested four different pore widths (H=0.8, 1.2, 1.6, and 2.0 nm) for ordered structure and two random orientation for carbon sheets. In these models, CO₂ adsorption capacities of these N-doped structures were computed up to 60 bar. It was proposed that the N-doped structures had no effect on the pressure changes, and the adsorbed amount of the N-doped models was almost the same in ordered structures having different pore widths. The greatest CO₂ adsorption capacity was observed for the

structures having pore widths of 1.6 nm and 1.2 nm at 10 bar. The reason for this was explained as the shift of adsorption from the surface regime to the pore volume regime. Thus, the higher the pore volume, the higher the maximum excess adsorption, regardless of the surface chemistry. In conclusion, hexagonal lattice phosphorene and slit pore carbons are promising adsorbents for pure CO₂ adsorption.

CO₂ adsorption capacities of inorganic porous adsorbents from gas mixtures

To propose the actual performance of any adsorbent, of course, it is essential to carry out mix gas simulations rather than single gas calculations. The presence of second gas in the feed stream can alter both gas adsorption capacity and adsorption-based selectivity. Therefore, gas adsorption performances of some porous inorganic materials from gas mixture of CO₂/H₂ is collected and illustrated in Figure 2. It is worth to note that both CO₂ adsorption from gas mixture of CO₂/H₂ and CO₂/H₂ adsorption-based selectivity, which is the ratio of adsorption and molarity of each gas, are the two important parameters that we used to interpret the performance of any adsorbent. In other words, for the separation of the CO₂/H₂ mixture, both the selectivity and CO₂ adsorption should be considered.

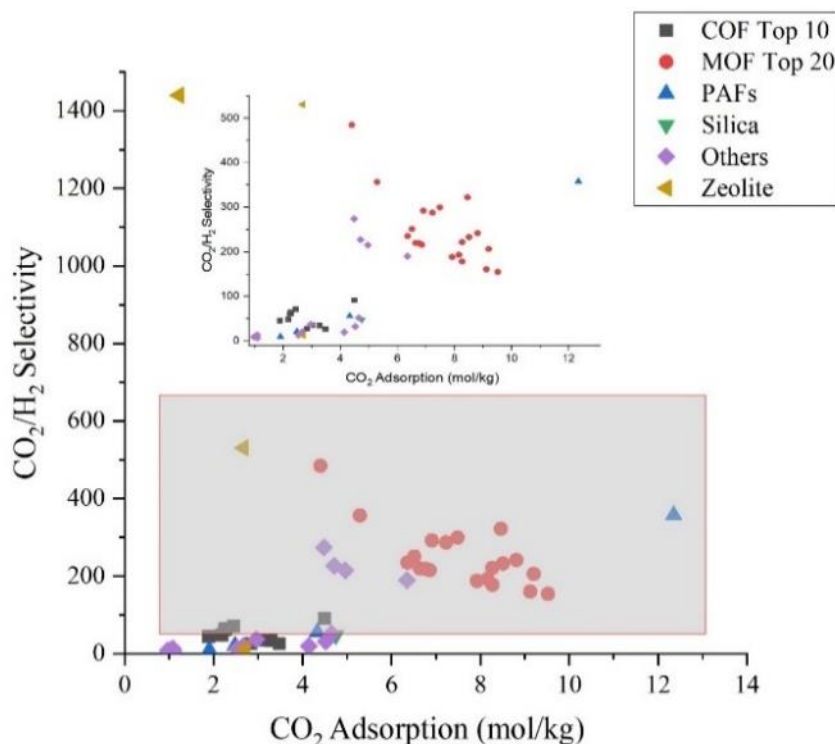


Fig. 2. Mixture CO₂/H₂:15/85 gas selectivity and CO₂ adsorption.

Among compiled CO₂/H₂ selectivity – CO₂ adsorption (mol/kg) data given in Figure 2, adsorption conditions such as pressure (10 bar), temperature (298 K), gas concentration (CO₂/H₂:15/85) were almost same. There are more than 100,000 different MOF structures and 1,000 different COF structures that have been synthesized. However, only tens of them have been examined as an adsorbent and did not display

promising adsorption performances. Therefore, high throughput computational screening studies have been carried out to find the promising or best ones from these thousands of different structures. Rather than collecting MOF and COF data from separate studies, we aimed to utilize from these computational screening studies and provide the ones with highest adsorption performances. Therefore, the best 20 MOF structures

from the study of Avcı et al. (2018) (Figure 2, red circles), and the best 10 COF structures from the study of Aksu et al. (2020) (Figure 2, black square) are included. In these studies, 3,846 MOFs and 286 COFs were examined for CO₂/H₂ separation. Promising MOF and COF structures were defined based on regenerability (R%) and adsorbent performance score (APS) metrics. Structures having R% greater than 85% were ranked based on APS and the ones having highest APS values were defined as the promising structures.

Considering Figure 2, highest adsorption selectivity of 1257 belongs to zeolite NaX (Krishna and Van Baten, 2011). However, CO₂ adsorption capacity of NaX is too low. To find the best adsorbent, we need an adsorbent having the adsorption performance at the upper right corner of Figure 2. MOFs attract attention due to both their high adsorption selectivity and CO₂ adsorption capacity. The ones predicted from the study of Avcı et al. (2018) reveal the most promising adsorbent structures. More specifically, DABWUA MOF is the most suitable one for CO₂/H₂ separation with greater than 8 mol/kg CO₂ uptake and 300 CO₂/H₂ selectivity. The high gas adsorption performance of the MOF adsorbent was explained by the narrow pore geometry which increases the accessibility of gases through the adsorption sites available on the frame surface. Another type of adsorbent, PAF, attracts attention due to almost same adsorption selectivity with DABWUA and much greater CO₂ uptake of 12.35 mol/kg. Moreover, PAF studied by Babarao et al. (2009), has approximately 32% higher adsorption than the MOF structure having highest CO₂ adsorption uptake. Babarao et al. (2009) theoretically designed three different PAF structures by functionalizing different groups (-NH₂, -OCH₃, -CH₂OCH₂). The one with highest CO₂ uptake was functionalized with -CH₂OCH₂. These functional groups provided an

increase in the interaction energy with CO₂. Moreover, from an experimental point of view, PAFs have very high surface areas, high thermal and hydrothermal stability. As a result, when both adsorbent performance parameters are considered, PAFs and MOFs become prominent. Therefore, they are highly recommended for the experimentalists to further investigate in the future gas separation processes.

CO₂ adsorption isotherms of inorganic porous adsorbents

Gas separation using adsorption processes in the industry generally takes place at high pressure depending on the conditions of output stream that comes from the reaction media. To provide the industrial-base performance of adsorbents, adsorption measurements are carried out at different pressures ranging from low to high pressures, which lead to observe an adsorption isotherm for each adsorbent. Adsorption isotherm is the collection of gas uptake at each pressure and generally expressed as the equilibrium state between the amount of adsorbed gas on to the adsorbent at constant temperature and the remaining gas in the gas mixture. Novel and hypothetical adsorbents are proposed in the literature and to provide their industrial performance, their CO₂ and H₂ adsorption isotherms were computed up to high pressures. Since adsorption selectivity is an unitless metric, it is more desired to use it in the simulation studies in order to provide a comparison within adsorbents. Figure 3 depicts the CO₂/H₂ adsorption selectivity isotherms of 11 different adsorbents. The adsorption selectivities of adsorbents are collected at 1, 10, 20, and 30 bar and at similar temperatures (~298 K).

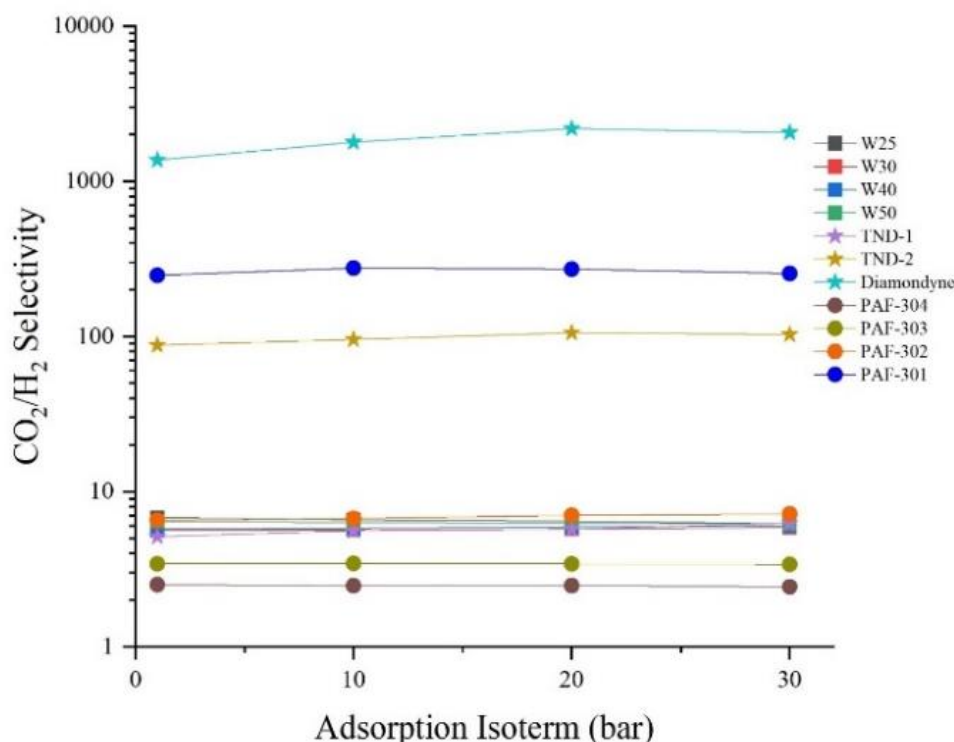


Fig. 3. Adsorption isotherms of selectivity for CO₂/H₂ mixture.

Considering Figure 3, the performance of diamondyne studied by Wang et al. (2015) stands out with its high adsorption selectivity performance at each pressure. With a CO₂/H₂ adsorption selectivity of 1,790, it offers about 6 times greater selectivity than the other adsorbent identified in Figure 3. Its adsorption selectivity increases with pressure and reaches to 2,188 at 20 bar. This was attributed to the specific surface area and geometric structure of diamondyne. However, with the further increase adsorption selectivity decreases to 2,062 at 30 bar. Wang et al. [20] also computed the performance of four porous adsorbents. By changing all C–C bonds in a diamond to –C≡C– linkers, they observed a new diamond-like carbon framework (diamondyne). And further replacing the diamond's carbon nodes with acetylenic linkage (C–C≡C–C) tetrahedron node, they designed two new tetrahedral nodes of diamond (TND) frameworks (TND-1 and TND-2) and finally the porous aromatic framework (PAF-301), which was experimentally synthesized. However, rather than diamondyne, all three adsorbents provided comparable adsorption selectivities. On the other hand, the closest structure to the performance of Diamondyne is PAF-1 adsorbent with a CO₂/H₂ adsorption selectivity of 276 at 10 bar studied by Yang et al. (2013). The modeled PAF structures were constructed by replacing the C–C bonds in diamonds with a different number of phenyl rings and finally porous 3D structure were observed with ranging of number of phenyl rings. The lowest phenyl ring concentration led to the greatest CO₂/H₂ selectivity within four PAFs. This is attributed to the low concentration of phenyl ring which yield in a very small pore size of 5.2 Å.

Conclusion

In this review study, the CO₂/H₂ separation performance of several adsorbents computed by molecular simulation approaches was examined and compared considering specific adsorbent metrics. Attention is drawn to the nanomaterials that stand out with best performance in each metric. In this review, it is aimed to guide the adsorption-based CO₂/H₂ separation applications and reveal the promising adsorbents proposed from theoretical studies. As a result of the literature research, three different metrics for the CO₂/H₂ gas separation were noted; pure CO₂ adsorption, CO₂/H₂ selectivity for gas mixture and adsorption isotherm considering CO₂/H₂ selectivity. The adsorbent with the highest pure CO₂ adsorption capacity was reported as Hex-star phosphorene (HP) due to its large surface area and hexagonal pore structure. On the other hand, for CO₂/H₂ gas mixture separation, PAF structure gave the best performance. Finally, diamondyne shined out again in for CO₂/H₂ gas mixture separation but also at high pressures. Collectively, all research were aimed to design imaginary structures including specific sites to accelerate the adsorption selectivity and either increase surface area or alter geometric structure to promote adsorption capacity.

Declaration of interest statement

The authors report there are no competing interests to declare.

Acknowledgement

This work was supported in part by the Scientific and Technological Research Council of Turkey-TUBITAK (Grant# 120M180) and TUBITAK ULAKBIM, High Performance and Grid Computing Center (TRUBA resources).

References

- Aksu, G. O., Daglar, H., Altintas C., Keskin, S. (2020). Computational Selection of High-Performing Covalent Organic Frameworks for Adsorption and Membrane-Based CO₂/H₂ Separation. *J. Phys. Chem. C*, 124, 41. 22577–22590.
- Amadou, OI., Arouna, O. (2022). Estimation of greenhouse gas emissions from remote sensing and field data in the Wari-Marou classified forest and its periphery (Benin). *International Journal of Environment and Geoinformatics (IJEGEO)*, 9(3): 073-083. doi. 10.30897/ijegeo.1023286
- Avci, G., Velioglu, S., Keskin, S. (2018). High-throughput Screening of MOF Adsorbents and Membranes for H₂ Purification and CO₂ Capture. *ACS Appl. Mater. Interfaces* 10, 39. 33693–33706.
- Babarao, R.S., Jiang, D. (2011). Functionalizing Porous Aromatic Frameworks with Polar Organic Groups for High-Capacity and Selective CO₂ Separation: A Molecular Simulation Study. *Langmuir* 27. 3451–3460.
- Ben-Mansour, R., Qasem, N. A. A (2018). Management an Efficient Temperature Swing Adsorption (TSA) Process for Separating CO₂ from CO₂/N₂ Mixture Using Mg-MOF-74. *Energy Convers. Manag.* 156. 10–24.
- Bhatia, S.K., Tran, K., Nguyen, T.X., Nicholson, D. (2004). High-pressure adsorption capacity and structure of CO₂ in carbon slit pores: theory and simulation. *Langmuir* 20. 9612–9620.
- Frenkel, D., Smit, B. (2002). Understanding Molecular Simulation: From Algorithms to Applications. *2nd ed. Academic Press: San Diego*.
- Janiak, C., Vieth, J. K. (2010). MOFs, MILs and More: Concepts, Properties and Applications for Porous Coordination Networks (PCNs). *New J. Chem.* 34. 2366.
- Kamakoti, P. Leta, D. P. Deckman, H. W. Ravikovitch, P. I. Anderson, T. N. (2014). Pressure-Temperature Swing Adsorption Process. U.S. *Patent* 8. 784. 534B2.
- Krishna, R., Van Baten, J. M. (2011). In Silico Screening of Metal–Organic Frameworks in Separation Applications. *Phys. Chem. Chem. Phys.* 2011, 13. 10593–10616.
- Kumar, K. V., Preuss, K., Lu, L., Xiao, Guo, Z., Titirici, M. M. (2015). Effect of Nitrogen Doping on the CO₂ Adsorption Behavior in Nanoporous Carbon Structures: A Molecular Simulation Study. *J. Phys. Chem. C*, 119, 39. 22310–22321.

- Lei, G., Li, Q., Liu H., Y. Zhang. (2021). Selective Adsorption of CO₂ by Hex-star phosphorene from Natural Gas: Combining Molecular Simulation and Real Adsorbed Solution Theory. *Chemical Engineering Science Volume 231*. 116283.
- Lin S. Y., M. Harada, Y. Suzuki., H. Hatano (2004). Continuous Experiment Regarding Hydrogen Production by Coal/CaO Reaction with Steam (I) Gas Products. *Fuel* 83. 869.
- Lin, S., Harada, M., Suzuki, Y., Hatano, H., (2002). Hydrogen Production from Coal by Separating Carbon Dioxide During Gasification. *Fuel*, 81: 2079–85.
- Mason, J. A. Sumida, K. Herm, Z. R. Krishna, R. Long, J. R (2011). Evaluating Metal-Organic Frameworks for Post-Combustion Carbon Dioxide Capture via Temperature Swing. Adsorption. *Energy Environ. Sci.* 4. 3030–3040.
- Okumuş, Z. Ç., Doğan, T. H. (2019). Removal of Water from Biodiesel with Resin: Isothermal, Kinetic and Thermodynamic Investigation of Adsorption. *European Journal of Science and Technology* 15. 561-570.
- Pellerano, M., Pre, P., Kacem, M., Delebarre, A. (2009). CO₂ capture by adsorption on activated carbons using pressure modulation. *Energy Procedia* 1. 647–653.
- Saridara, C., S. Mitra (2005). Chromatography on self-assembled carbon nanotubes. *Analytical Chemistry* 77. 7094–7097.
- Ülker, D., Bayırhan, İ., Mersin, K., Gazioğlu, C. (2021). A comparative CO₂ emissions analysis and mitigation strategies of short-sea shipping and road transport in the Marmara Region, *Carbon Management*, 12(1):1- 12.
- Ülker, D., Ergüven, O., Gazioğlu, C. (2018). Socioeconomic impacts in a Changing Climate: Case Study Syria. *International Journal of Environment and Geoinformatics*, 5(1), 84-93, doi. 10.30897/ijgeo.406273
- Wang, H., Cao, D. J. (2015). Diffusion and Separation of H₂, CH₄, CO₂, and N₂ in Diamond-Like Frameworks. *Phys. Chem. C* 119. 6324–6330.
- Yang, Z., Peng, X., Cao, D. (2013). Carbon Dioxide Capture by PAFs and an Efficient Strategy to Fast Screen Porous Materials for Gas Separation. *J. Phys. Chem. C* 117. 8353–8364.
- Yiannourakou, M., P. Ungerer, B. Leblanc, X. Rozanska, P. Saxe, S. Vidal-Gilbert, F. Gouth and F. Montel (2013). Molecular Simulation of Adsorption in Microporous Materials. *Oil & Gas Science and Technology – Rev. IFP Energies nouvelles*, 68. 977-994.
- Zito, P. F. Caravella, A. Brunetti, A. Drioli, E., Barbieri, G. (2018). CO₂/H₂ Selectivity Prediction of NaY, DD3R, and Silicalite Zeolite Membranes. *Ind. Eng. Chem. Res.* 57. 11431–11438.